

The logos for Ardoq and Lucidchart are positioned at the top center. Ardoq's logo consists of a purple square icon followed by the word 'Ardoq' in white. Lucidchart's logo consists of an orange hexagonal icon followed by the word 'Lucidchart' in white.

Ardoq | Lucidchart

ENTERPRISE '25 ARCHITECTURE JUMPSTART™

INNOVATION
SHOWCASE
EDITION

05 JUNE 2025

ENTERPRISE '25
ARCHITECTURE
JUMPSTART

Bring Your Enterprise Architecture to Life

Visualize from truth. Collaborate with confidence.

 Ardoq |  Lucidchart

Today's Speakers



Monica Visconti Patel

Chief Marketing Officer
Ardoq



Nicholas Boyd

Product Marketing Manager
Ardoq



Preston Chin

Head of Business Development
& Partnerships
Lucid



Nathan Hope

Principal Product Manager
Ardoq

Today's Agenda

- 01** **Silos and Slow Decisions:** Why EA Needs a Visual Reset
- 02** **A Living Architecture:** What Ardoq + Lucidchart Unlocks
- 03** **Demo and Beyond:** See it in Action, Get Started Today


Meet the Platforms



Cloud-native SaaS platform for Enterprise Architecture and business transformation.

Enables strategy execution, tech adoption, and smarter decision-making.

Used by Enterprise Architects, CIOs, and transformation leaders.



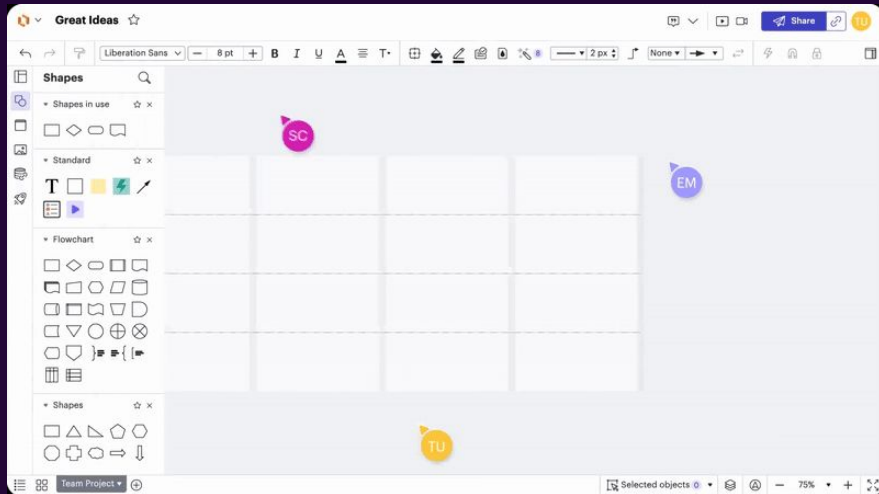
Visual collaboration platform for teams and organizations.

Helps teams diagram, whiteboard, and roadmap to drive outcomes.

Used for agile planning, cloud architecture, and process improvement.

Visual Collaboration Suite

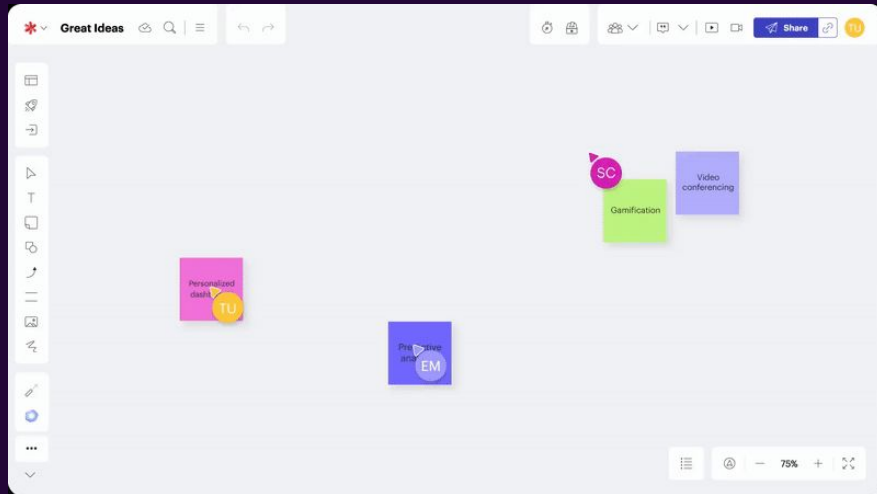
Lucidchart



Use cases

Process mapping
Org chart and scrum team design
Software and systems design
Architecture design
User flows

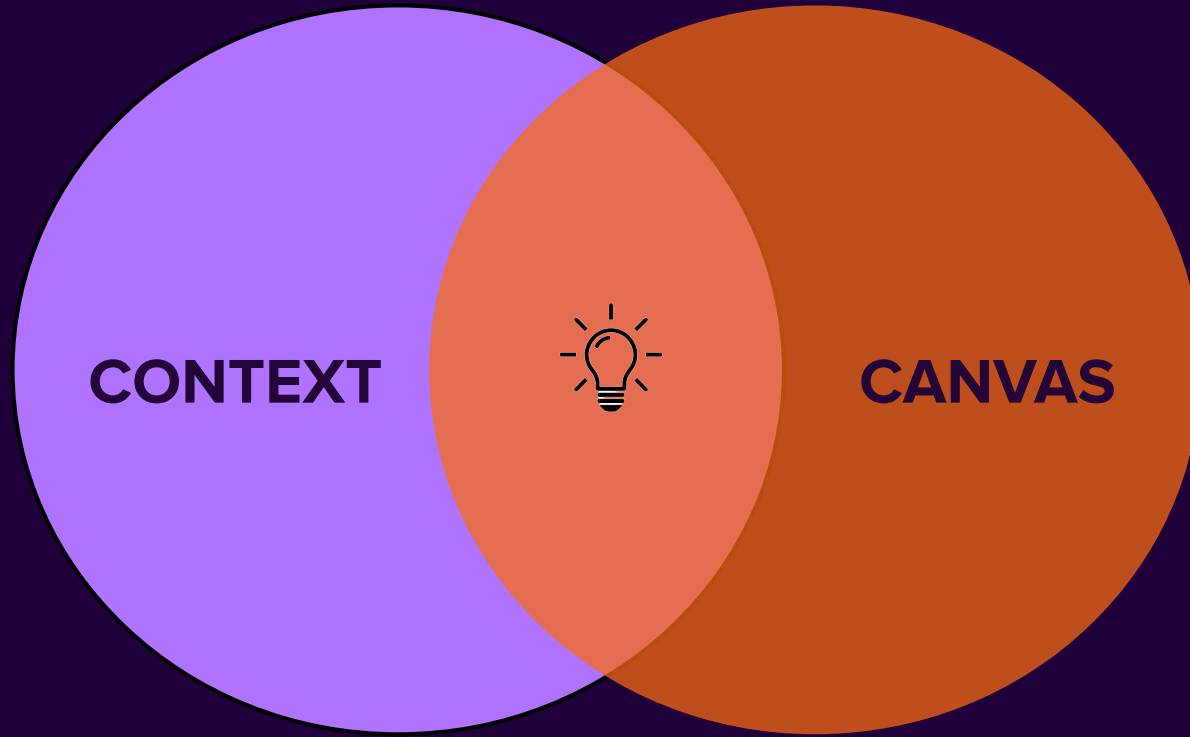
* Lucidspark



Use cases

Brainstorming and ideation
Agile events
Strategic and project planning
Customer experience mapping
Big room planning

Better, Together.



Why It's Important

Disconnected Tools. Delayed Decisions.

Architects face the pressure of rapid change, growing complexity, and siloed tools.

Diagrams often live apart from architecture truth—leading to slow decisions, fragmented insights, and increased change risk.



Disconnected
Tools



Data Silos



Manual Diagram
Upkeep



Friction and
Fragmentation



Visuals That Stay in Sync

See architecture straight from the source of truth. Collaborate with confidence.

- **Link** Lucidchart documents to Ardoq components
- **Connect and embed** Lucidchart visuals right in Ardoq—keeping your diagrams close by
- **Generate** diagrams from Ardoq Viewpoints
- Leverage **AI to Import** Lucidchart documents back into Ardoq Scenarios for future-state modeling



What The Integration Unlocks



01

Faster, Smarter Decisions: Live diagrams reduce lag from insight to action, enabling quick, confident moves from planning to delivery.

02

Shared Understanding Across Roles: Show—not just tell—complex systems. Live visuals drive alignment across technical and business teams.

03

Reduced Architecture Drift: Keep diagrams in sync with data models to cut rework, reduce duplication, and stay audit-ready.

04

Accelerated Strategy Execution: Plan, iterate, and align faster, making visuals an asset in driving transformation.

Purpose-Built for Architects and Transformation Leaders

Enterprise Architect

Model future states using live architecture context. Share strategic views with stakeholders.

Solution Architect

Visualize integrations, system flows, and technical architectures for rapid ideation.

Project Lead

Use templates and linked visuals to align initiatives and delivery milestones.

Data Steward

Ensure visuals reflect the truth—reduce governance overhead and duplication.



Ardoq |  Lucidchart



DEMO

ENTERPRISE '25
ARCHITECTURE
JUMPSTART

Get Started and Learn More

Lucidchart + Ardoq: Your Diagrams, Now Powered by Live EA

Bridge the gap between design and strategy. Seamlessly import, model, and synchronize your Lucidchart diagrams with Ardoq's living EA data for confident decision-making and accelerated execution.

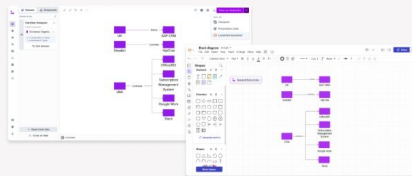
See How It Works

Gartner
Peer Insights.
4.7 ★★★★★
100% up
1st Rating

CSAT
99%
Aug 2024


★★★★★
4.7 stars
100% up

Best
Support
100% up

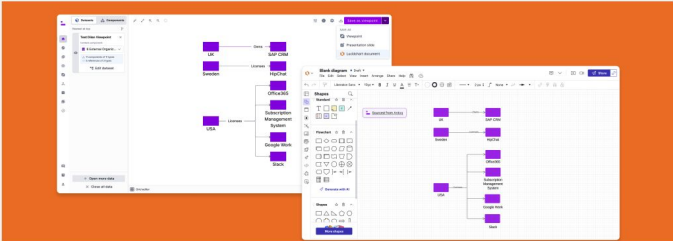


Explore the Integration

Visit our Lucidchart integration [page](#) to see how you can connect architecture data with dynamic diagrams, keeping visuals in sync with real-time enterprise insight.

 **Ardoq** by Ardoq Connect

Collaborate on your enterprise architecture insights with intuitive, data-driven Lucidchart diagrams.



Get Started in Lucidchart

Find the Ardoq integration in the Lucid [Marketplace](#) to start linking your diagrams with live architecture data, all within your Lucid workspace.

The logos for Ardoq and Lucidchart are positioned at the top center. Ardoq's logo consists of a purple square with a white geometric pattern, followed by the word 'Ardoq' in white. Lucidchart's logo features an orange hexagon with a white geometric pattern, followed by the word 'Lucidchart' in white.

Ardoq | Lucidchart

ENTERPRISE '25 ARCHITECTURE JUMPSTART™

INNOVATION
SHOWCASE
EDITION

05 JUNE 2025